



# JBL PROFLORA m2003

Plant fertiliser system & 2 kg cylinder & pH control

Suitable for:



- CO2 fertiliser system with pH control device for the automatic feeding of fast and slow growing plants in freshwater aquariums up to 1000 l
- Easy to use and efficient: refillable 2 kg cylinder. Simple assembly, no separate water pump required, convertible into disposable system
- Professional water care, automatic control: exact dosing with pressure reducer, even release, effective distribution thanks to expandable diffuser. Check: bubble counter with check valve. Residual pressure display on pressure gauge
- TÜV tested storage cylinder with overpressure relief. Stand prevents cylinder from falling over. Hose screw connection prevents hose from slipping, check valve prevents water entering the cylinder
- Package content: 2 kg CO2 cylinder, pressure reducer, pH controller (pH sensor not included), diffuser, bubble counter, hose, backflow stop, liquid fertiliser, daily fertiliser

You may also be interested in

You can find a complete overview here: <https://www.jbl.de/qr/63186>



**JBL PROFLORA u501**  
 Plant fertiliser system complete kit



**JBL PROFLORA u502**  
 Plant fertiliser system with night switch-off



**JBL PROFLORA Bio80 eco**  
 Bio-CO2 fertiliser system



**JBL PROFLORA Bio80**  
 Bio-CO2 fertiliser system with glass diffuser





# JBL PROFLORA m2003

## Accessories



**JBL CO2 Refill Service**  
 Refill service for the filling of  
 JBL CO2 cylinders



**JBL Suction cup with  
 clip 37 mm**  
 Rubber suction cup with clip  
 for objects of 37-45 mm



**JBL PROFLORA Direct**  
 High performance direct  
 diffuser for CO2



**JBL PROFLORA m500  
 SILVER**  
 Refillable storage cylinder with  
 500 g CO2



**JBL PROFLORA m2000  
 SILVER**  
 Refillable storage cylinder with  
 2 kg CO2



**JBL PROFLORA pH-  
 Control Touch**  
 Measurement and control  
 computer for control of CO2/  
 pH



**JBL PROFLORA Taifun  
 Extend**  
 Extension for CO2 high-  
 performance diffuser



**JBL PROFLORA Taifun  
 M**  
 CO2 high-performance diffuser



**JBL PROFLORA Taifun S**  
 Extendable CO2 diffuser for  
 small aquariums



**JBL PROFLORA Taifun P**  
 Mini CO2 diffuser for nano  
 freshwater aquariums



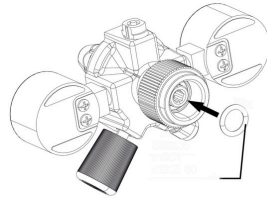


# JBL PROFLORA m2003

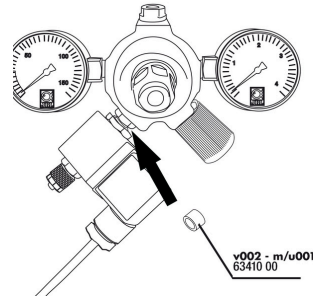
## Spare parts



**JBL slotted suction cup, 2mm**  
 Holder for heating cables in aquariums and terrariums



**JBL ProFlora "m" O-ring**

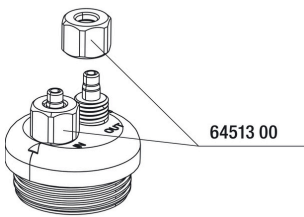


**JBL ProFlora "u/m" flat seal**



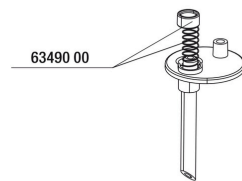
6348810

**JBL adapter UK for all flat-pin plugs**



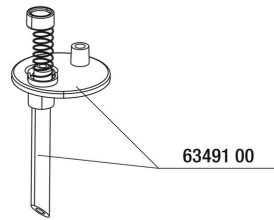
64513 00

**JBL Cap Nut Air/CO<sub>2</sub> hose**



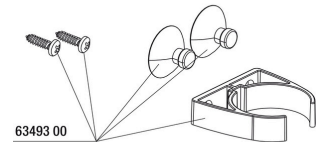
63490 00

**JBL CO<sub>2</sub> Count safe spring + seal**



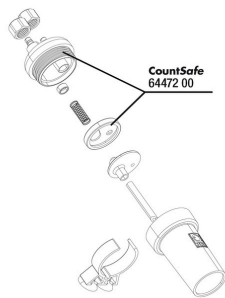
63491 00

**JBL CO<sub>2</sub> Count safe retaining plate**



63493 00

**JBL CO<sub>2</sub> Count safe holder kit**

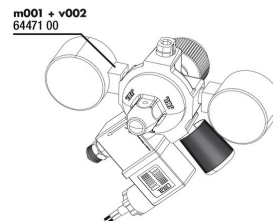


CountSafe  
64472 00

**JBL CO<sub>2</sub> Count safe seal plate**

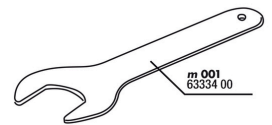


**JBL CO<sub>2</sub> Permanent colour charts**



m001 + v002  
64471 00

**JBL ProFlora m001+v002**



m 001  
63534 00

**JBL ProFlora open-end spanner**





# JBL PROFLORA m2003



Spare parts



JBL ProFlora Allen key  
6mm



JBL tube screw  
connection 4/6  
pressure reducer



JBL pH Control  
temperature sensor



JBL pH Control Touch  
connection cable





# JBL PROFLORA m2003



## Product information

### Nutrition for aquarium plants

Plants provide the aquarium with vital oxygen for the aquarium dwellers, prevent algae growth, remove pollutants, provide hiding places and reduce pathogens. The JBL plant fertiliser systems supply the plants with the main nutrient CO<sub>2</sub> through the water. They absorb this through their leaves.

### Easy to install


The system comes completely ready for connection. Screw the pressure reducer onto the CO<sub>2</sub> storage cylinder. Connect the pressure reducer with the hose to the pH controller and from there over the bubble counter/check valve to the diffuser in the aquarium. The CO<sub>2</sub> enters the aquarium and is dissolved in the water by the diffuser.

### Safe

The storage cylinder is TÜV tested and is equipped with an overpressure relief. Thanks to the check valve no water can enter the cylinder. The enclosed stand prevents the cylinder from falling over. The capacity of a CO<sub>2</sub> system depends on various factors. The carbonate hardness, the quantity and species of the plants and the strength of the water surface movement are decisive. A 500 g cylinder in its default setting lasts for about 4 months.

### Why isn't the pH sensor (electrode) included?

This is because of the lifetime of the electrode. The CO<sub>2</sub> system is not necessarily sold as soon as the specialist dealer receives it: it can sometimes stay on the shelf for some time. If the pH electrode were part of it, it would age unused during this time. Since the service life is about 2 years after production we want to make sure that the user always gets a brand-new sensor, so we sell it separately.

| Further information   |   |
|-----------------------|---|
| FAQ                   | ✓   |
| Blog                  | ✓   |
| Press                 | ✓   |
| Laboratory/calculator | ✗   |
| Worth reading         | ✓   |
| Spare parts           | ✓   |
| Video                 | ✓   |
| GarantiePlus          | ✗   |
| Instructions          | ✓   |
| QR code               |  |





# JBL PROFLORA m2003

|                  |   |
|------------------|---|
| Food type        | - |
| Sub product type | - |
| Dosing           | - |





# JBL PROFLORA m2003



## Safety information

| - safety information in accordance with GHS |  |
|---|--|
| Signal word                                 | Warning  |
| Hazard symbol                               |  |
| Risk phrase                                 | H280: Contains gas under pressure; may explode if heated.  |
| safety note                                 | P101: If medical advice is needed, have product container or label at hand.<br>P102: Keep out of reach of children.<br>P103: Read label before use.<br>P410+P403: Protect from sunlight. Store in a well-ventilated place. |

| Further safety information |   |
|----------------------------|---|
| Safety instructions        | ✓ |
| QR code                    |   |

