



JBL PROFLORA v002

Noiseless solenoid valve

Suitable for:



- Accessory for CO2 fertiliser systems or pH control devices: noiseless solenoid valve for the dosing of the CO2 supply in aquariums
- Easy to use: integrate the solenoid valve into the incoming CO2 hose of the fertiliser system or install at the fitting of the pressure reducer
- Precise dosing: set CO2 level by activating a timer or with a pH control device (timer and controller not included)
- Hazard-free and economical : 12 V safety transformer, low heat generation thanks to power input of 2 W, up to 50 % CO2 savings, no noise emission, electronic power supply
- Package contents: 1 noiseless solenoid valve with 4/6 mm hose connections and hose securing, incl. universal power supply

You may also be interested in

You can find a complete overview here: <https://www.jbl.de/qr/64463>



JBL PROFLORA Direct
 High performance direct diffuser for CO2



JBL PROFLORA Taifun M
 CO2 high-performance diffuser



JBL PROFLORA Taifun P
 Mini CO2 diffuser for nano freshwater aquariums





JBL PROFLORA v002

Accessories



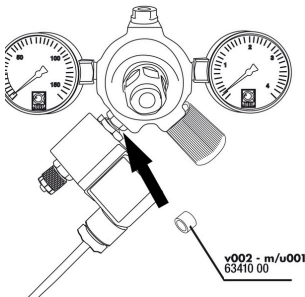
JBL PROFLORA T3

Special hose for CO2 systems
in aquariums



JBL PROFLORA v002

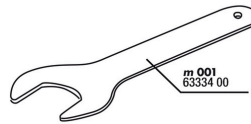
Spare parts



JBL ProFlora "u/m" flat seal



JBL adapter UK for all flat-pin plugs



JBL ProFlora open-end spanner

JBL pH Control/
solenoid valve
transformer, as new



JBL pH Control Touch
connection cable



JBL PROFLORA v002



Product information

Precise dosing

Without light as an energy source plants do not absorb CO₂ but they still release CO₂. A large supply of carbon dioxide is therefore not necessary at night. The noiseless solenoid valve makes a dosing of the required carbon dioxide possible. The device is controlled either by a night timer on the fertiliser unit or directly by a pH control unit (timer and controller not included). The correct CO₂ amount varies from aquarium to aquarium and depends on the volume, the water movement and the planting in the aquarium.

Hazard-free and economical


Thanks to its low power input of 0.8 W the valve body is hardly warm to the touch and operates with a 12 V safety transformer. The noiseless solenoid saves up to 50% CO₂.

Attach directly to the pressure reducer:

You can either connect the solenoid valve JBL PROFLORA V002 to the pressure reducer via a hose or screw it on directly. The photos in the product picture show you how to do it.

Why do you need a solenoid valve or a night shut-off?

Since plants only need CO₂ for photosynthesis during the lighting phase, you can turn off the CO₂ supply at night. To save you having to turn the CO₂ bottle on and off, there are solenoid valves (JBL PROFLORA v002) which can be controlled by a timer. The timer then switches the light and the CO₂ supply on via the solenoid valve in the morning and off again in the evening. People with a good head for figures will immediately recognise that the solenoid valve quickly recoups its cost expenditure by saving 50% CO₂. It is always installed between the pressure reducer and the non-return valve. If you want to use a pH computer with automatic CO₂ control, you'll also need a solenoid valve. This is then not switched via the time switch, but via the pH control unit (JBL PROFLORA pH-Control Touch).

Further information	
FAQ	✓
Blog	✓
Press	✓
Laboratory/calculator	✗
Worth reading	✓
Spare parts	✓
Video	✓
GarantiePlus	✗
Instructions	✓
QR code	





JBL PROFLORA v002

Food type	-
Sub product type	-
Dosing	-

