



# JBL PROFLORA m503

Aquarium plant fertiliser system with pH control

Suitable for:



- CO2 fertiliser system with automatic pH control for the best feeding of fast and slow growing plants in freshwater aquariums from 100 to 600 l
- Easy and efficient to use: refillable 500 g cylinder. Simple assembly, no separate water pump required. Can be converted into disposable system
- Professional water care, automatic control: precise dosing thanks to pressure reducer, even release, effective distribution due to extendable diffuser, check: bubble counter with backflow stop. Residual pressure display on pressure gauge
- TÜV tested storage cylinder, pressure cylinder with overpressure relief, stand ensures cylinder does not fall over. Hose screw connection prevents hose from slipping, check valve prevents water entering the cylinder
- Package contents: refillable 500 g CO2 cylinder, stand, pressure reducer, pH controller (pH sensor not included), temperature sensor, diffuser, bubble counter, 3 m hose, backflow stop, 2x 100 ml liquid fertiliser, 1x daily fertiliser

You may also be interested in

You can find a complete overview here: <https://www.jbl.de/qr/63185>



**JBL PROFLORA u501**  
 Plant fertiliser system complete kit



**JBL PROFLORA u502**  
 Plant fertiliser system with night switch-off



**JBL PROFLORA Bio80 eco**  
 Bio-CO2 fertiliser system



**JBL PROFLORA Bio80**  
 Bio-CO2 fertiliser system with glass diffuser





# JBL PROFLORA m503

## Accessories



**JBL Suction cup with clip 37 mm**  
 Rubber suction cup with clip for objects of 37-45 mm



**JBL PROFLORA Direct**  
 High performance direct diffuser for CO<sub>2</sub>



**JBL PROFLORA m500 SILVER**  
 Refillable storage cylinder with 500 g CO<sub>2</sub>



**JBL PROFLORA m2000 SILVER**  
 Refillable storage cylinder with 2 kg CO<sub>2</sub>



**JBL PROFLORA pH-Control Touch**  
 Measurement and control computer for control of CO<sub>2</sub>/pH



**JBL PROFLORA CO<sub>2</sub> Count Safe**  
 Bubble counter with backflow stop



**JBL PROFLORA SafeStop**  
 Water backflow stop for CO<sub>2</sub> systems



**JBL PROFLORA T3**  
 Special hose for CO<sub>2</sub> systems in aquariums



**JBL PROFLORA stand CO<sub>2</sub> storage cylinder 500 g**  
 Stand for cylinders of CO<sub>2</sub> fertiliser systems



**JBL PROFLORA m001**  
 Fitting to reduce pressure



**JBL PROFLORA v002**  
 Noiseless solenoid valve



**JBL PROFLORA Taifun Extend**  
 Extension for CO<sub>2</sub> high-performance diffuser





# JBL PROFLORA m503

## Accessories



**JBL PROFLORA Taifun M**  
CO2 high-performance diffuser



**JBL PROFLORA Taifun S**  
Extendable CO2 diffuser for  
small aquariums



**JBL PROFLORA Taifun P**  
Mini CO2 diffuser for nano  
freshwater aquariums

**JBL PROFLORA CO2  
refill 500g**

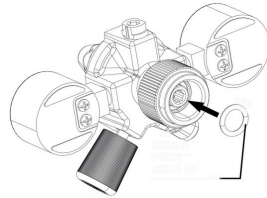


# JBL PROFLORA m503

## Spare parts



**JBL slotted suction cup, 2mm**  
 Holder for heating cables in aquariums and terrariums



**JBL ProFlora "m" O-ring**

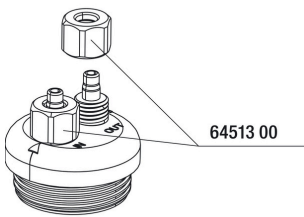


**JBL ProFlora "u/m" flat seal**



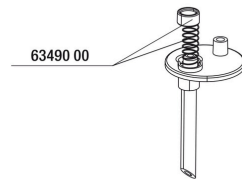
6348810

**JBL adapter UK for all flat-pin plugs**



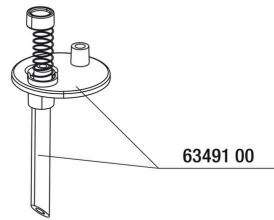
64513 00

**JBL Cap Nut Air/CO<sub>2</sub> hose**



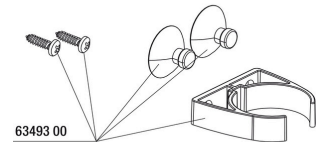
63490 00

**JBL CO2 Count safe spring + seal**



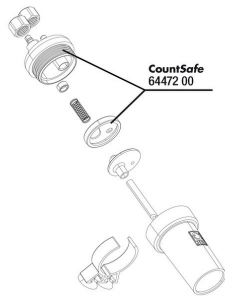
63491 00

**JBL CO2 Count safe retaining plate**



63493 00

**JBL CO2 Count safe holder kit**

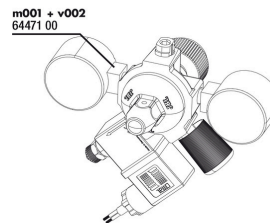


CountSafe  
64472 00

**JBL CO2 Count safe seal plate**

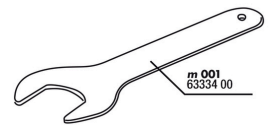


**JBL CO2 Permanent colour charts**



m001 + v002  
64471 00

**JBL ProFlora m001+v002**



m 001  
63534 00

**JBL ProFlora open-end spanner**








# JBL PROFLORA m503



Spare parts



JBL ProFlora Allen key  
6mm



JBL tube screw  
connection 4/6  
pressure reducer



JBL pH Control  
temperature sensor



JBL pH Control Touch  
connection cable



# JBL PROFLORA m503



## Product information

### Nutrition for aquarium plants

Plants provide the aquarium with vital oxygen for the aquarium dwellers, prevent algae growth, remove pollutants, provide hiding places and reduce pathogens. The JBL plant fertiliser systems supply the plants with the main nutrient CO2 through the water. They absorb this through their leaves.

### Easy to install


The system comes completely ready for connection. Screw the pressure reducer onto the CO2 storage cylinder. Connect the pressure reducer with the hose to the pH controller and from there over the bubble counter/check valve to the diffuser in the aquarium. The CO2 enters the aquarium and is dissolved in the water by the diffuser.

### Safe

The storage cylinder is TÜV tested and is equipped with an overpressure relief. Thanks to the check valve no water can enter the cylinder. The enclosed stand prevents the cylinder from falling over. The capacity of a CO2 system depends on various factors. The carbonate hardness, the quantity and species of the plants and the strength of the water surface movement are decisive. A 500 g cylinder in its default setting lasts for about 4 months.

### Why isn't the pH sensor (electrode) included?

This is because of the lifetime of the electrode. The CO2 system is not necessarily sold as soon as the specialist dealer receives it: it can sometimes stay on the shelf for some time. If the pH electrode were part of it, it would age unused during this time. Since the service life is about 2 years after production we want to make sure that the user always gets a brand-new sensor, so we sell it separately.

Further information	
FAQ	✓
Blog	✓
Press	✓
Laboratory/calculator	✗
Worth reading	✓
Spare parts	✓
Video	✓
GarantiePlus	✗
Instructions	✓
QR code	





# JBL PROFLORA m503

Food type	-
Sub product type	-
Dosing	-





# JBL PROFLORA m503



## Safety information

- safety information in accordance with GHS	
Signal word	Warning
Hazard symbol	
Risk phrase	H280: Contains gas under pressure; may explode if heated.
safety note	P101: If medical advice is needed, have product container or label at hand. P102: Keep out of reach of children. P103: Read label before use. P410+P403: Protect from sunlight. Store in a well-ventilated place.

Further safety information	
Safety instructions	✓
QR code	